J1	J1-1	24V			150mA
	J1-2	24V			
	J1-3	CAN H			
	J1-4	CAN L			
	J2-1				

J2

“1”

64 “0”

33

64

5.1

JC

2

5.2

U P **U**

P 3

2

1 1

3 3

5.3

6.21

“ ”

6.22

5.4

JC

6.1 0 -

L R

1 2

L R 0 1 2 3 4 5 6 7

6.286 98.904 Tm /P <MCI 98.904 TmC[25171145F/F2 10.56 Tf 0 0 1 92.064 169.1 Tm2 Tr0.30146113E8208D5

1 2

L R 0 1 2 3 4 5 6 7

6.3 2 -

L R

2 2

L R 1

1

6.9 8 -

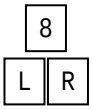

LR 01

02

03

04 1 2

03

6.10 9 -

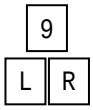

LR 01=CZ 02=OL 03=OVER LOAD

01

6.11 A -

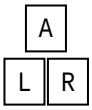

LR 01

02

03

02

6.12 B -

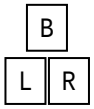

L R

1 1

L R 1

2

3 1 2

6.13 C -

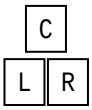

LR 01=XF 02=FR 03=FIRE

01

6.14 D -

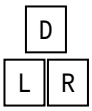

L

F n u o

L 1

2

3

4

R

6.19 I -

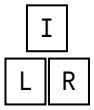

LR 00

01

00

6.20 R -

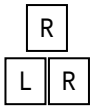

L=5 R=5 R L=0 R=0

“ ”

6.21 S -

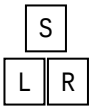

L=5 R=5 S L=0 R=0

6.22 T -

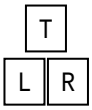

L=5 R=5 L R

T L=0 R=0

T L=1 R=1

JC 2 “ - ”,

00	
01	

JC “ - ”,